



BIG BEAR LAKE



BIG BEAR LAKE

Big Bear Lodging Performance Trends

Big Bear Market Snapshot

ADR ¹² \$486 -11%	Adjusted RevPAR ¹² \$143 -1%
Adjusted Paid & Owner Occupancy ¹² 35.3% -5%	Avg. Total Stay Value ¹² \$1.6K -15%
\$439 \$141	\$1.4K

12/1/25 - 2/28/26

Key Data


Average Total Stay Value



Adjusted Paid & Owner Occupancy



Adjusted RevPAR



Average Daily Rate





BIG BEAR LAKE

Big Bear Lodging Performance Trends

Key Data

Big Bear Market Snapshot

ADR ⓘ

\$486

primary

▲11%

\$439

compare

Adjusted RevPAR ⓘ

\$143

primary

▲1%

\$141

compare

Adjusted Paid & Owner Occupancy ⓘ

35.3%

primary

▼5%

37.3%

compare

Avg. Total Stay Value ⓘ

\$1.6K

primary

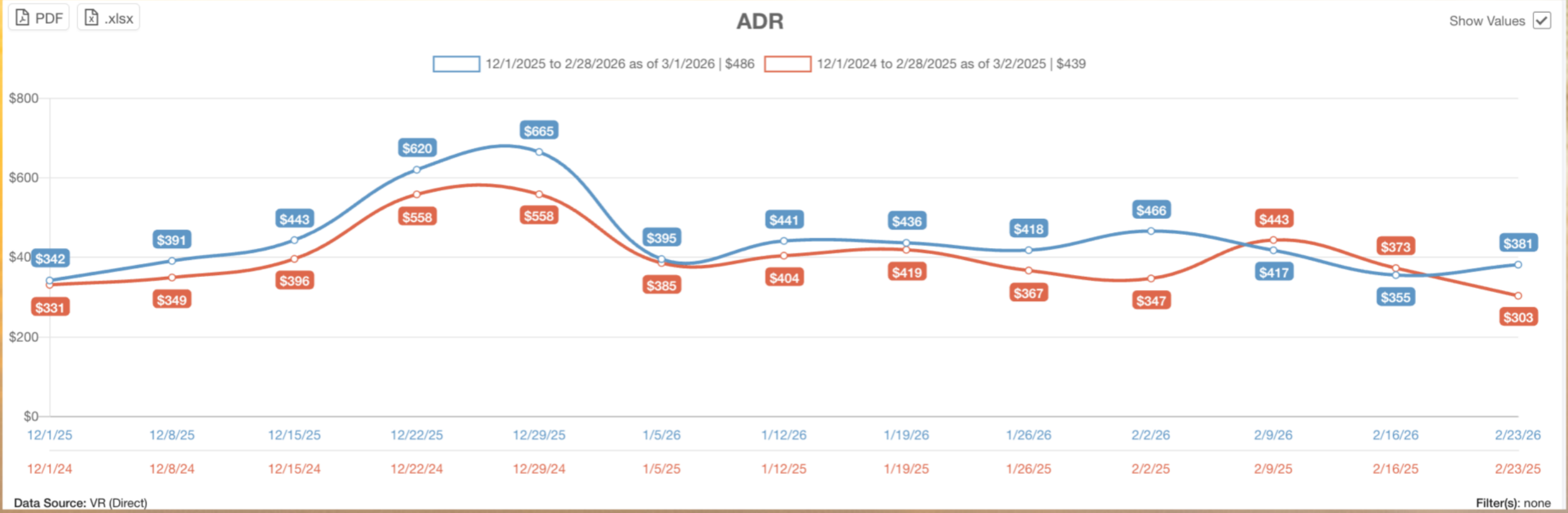
▲15%

\$1.4K

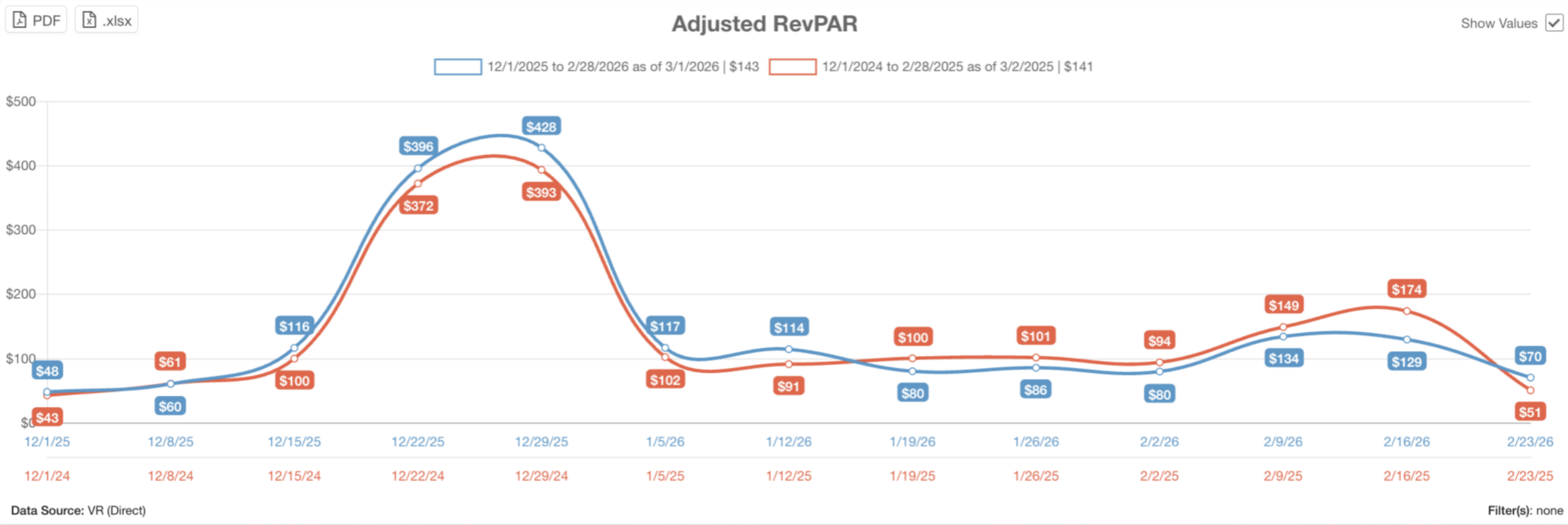
compare

12/1/25 - 2/28/26

Average Daily Rate



Adjusted RevPAR



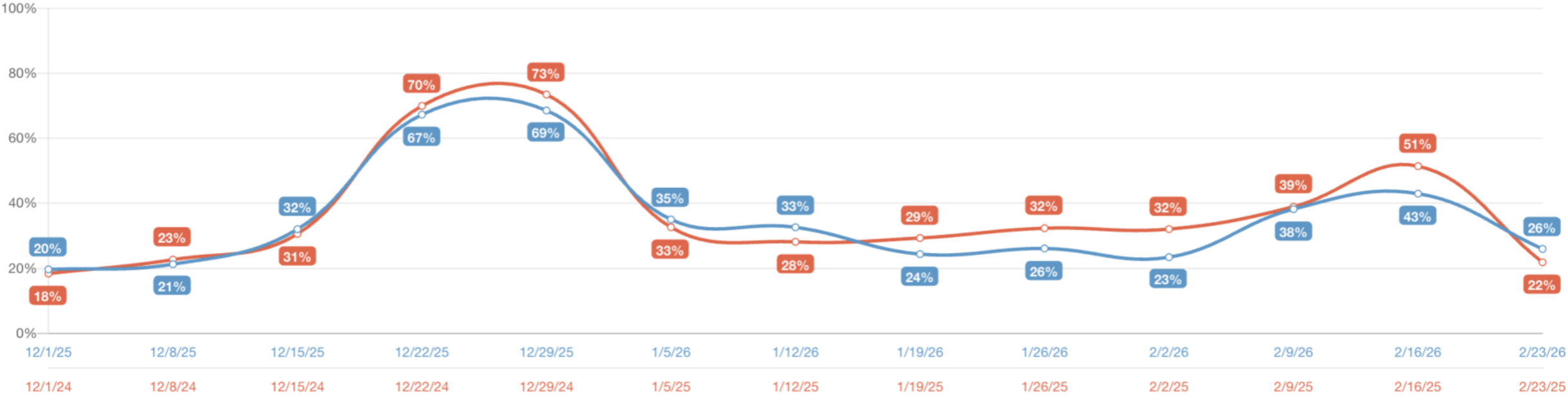
Adjusted Paid & Owner Occupancy



Adjusted Paid & Owner Occupancy

Show Values

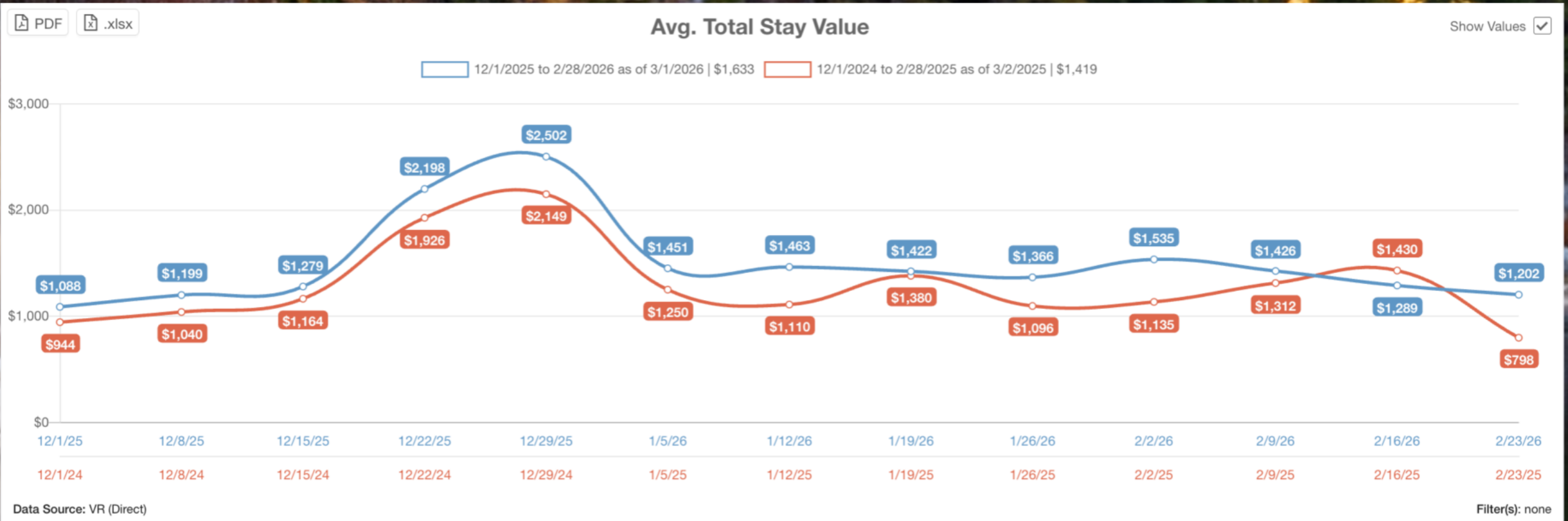
12/1/2025 to 2/28/2026 as of 3/1/2026 | 35.3% 12/1/2024 to 2/28/2025 as of 3/2/2025 | 37.3%



Data Source: VR (Direct)

Filter(s): none

Average Total Stay Value





BIG BEAR LAKE